



QUEEN ANN'S LACE



303-305 Broadway Av, Kissimmee Fl 34741

Phone 407-846-7998 Fax 407-846-7773

www.queenannslace.com

August, September, October 2009

E-mail: qal@iag.net

Ponderings from Pat

San Francisco is a unique city and I love living north of her in the hills of Marin County. Every night the temperature drops and I can sleep under one of my quilts with the window open. Every day is another boringly beautiful day. After all that philosophizing, I have to say that Bernina University was absolutely wonderful. This was my first time to attend the entire event and I was invigorated and energized. I attended sessions from early morning until late at night, soaking up every thing I could. Carol was there with me doing the same thing. (She liked San Francisco so much she wanted me to open a store here. **Forgetaboutit!!!**)

Here's a preview of some things to come from BU! Version 6 of Bernina Embroidery Software is due to arrive in September. You can pre-order now. Carol attended the V6 Intro training and will follow up with 2 days training in August for continued certification as a software teacher. I focused on garment sewing using high fashion fabrics and a full-days training on measuring and using My Label software for perfectly fitted garments. You will soon begin to see these garments on our staff. The business sessions were particularly valuable in showing me how to operate in these tough times and continue to bring you the best quality products at a reasonable price. A terrific new cutwork tool and software from Bernina is also due out in September. This little jewel cuts through multiple layers of fabric in many patterns or shapes you desire as well as cutting leather, paper, puff foam, felt. Etc. And it cuts the spaces for cutwork designs. You have to see this! You also need to see our updated Bernina section. We have gone red and white, even supplying comfortable chairs.

Carol stayed with me for a couple of days after BU for some vacation time and it was good to have uninterrupted time together to talk. Don't let me mislead you, because, yes, we played some too. We visited Gloria Ferrer's Champagne Cellars, the Luther Burbank Home and Gardens, the Charles Shultz Memorial, and the Sonoma Cheese Factory. As I said earlier, this is a fantastic place to live. For now I plan to

Go Quilting,

Pat

HOLIDAY CLOSING

Labor Day, Sept. 7

WHAT'S NEW

Fabrics

- ◇ I Believe in Santa by Benartex
- ◇ Peppermint Cottage by Clothworks
- ◇ Nature's Pallett by Northcott
- ◇ City Girl Holiday by Benartex
- ◇ Madison by Camelot Cottons
- ◇ Compliments by Northcott
- ◇ Sea Etchings by Northcott
- ◇ Scrumptous Living by RJR
- ◇ Willow by Hoffman
- ◇ Enchanted Ocean by SSI
- ◇ Cambridge by Northcott
- ◇ Pumpkin Hollow by Wilmington
- ◇ Our of the House by SSI

Books

- ◇ Serendipity
- ◇ Believing Tree
- ◇ I Believe
- ◇ Dozen Ways to Repurpose Pillowcases
- ◇ Day & Night
- ◇ Best in Show
- ◇ Just Desserts
- ◇ Cupcakes
- ◇ Thoroughly Modern Dresden +Ruler
- ◇ Sew with Sara

Patterns

- ◇ Easy Breezy Backpack
- ◇ French Flea Market Apron
- ◇ Simple Sleeved Shawl
- ◇ Grace Jelly Bargelly
- ◇ Yo Yo Pincushions
- ◇ Cuppy Cake Dress
- ◇ Lydia Dress
- ◇ Cupcake Party
- ◇ Hot Cakes Potholder
- ◇ Tamari Apron
- ◇ Something Fishy

Nothing sews like a Bernina. Nothing.


BERNINA



Quilting—a
universal
language.

QUEEN ANN'S LACE SHOP HOURS:

Mon-Wed-Thurs-Fri—Sat—10am–5pm
(Sat June-Aug 10—4)
Tuesday 10am—9pm (June-Aug 10-5)
Sunday—Closed



MONTHLY EMBROIDERY CLUB

3rd Saturday of each month—10 am—12 pm
 Free to all machine embroidery enthusiasts and wannabe machine embroiderers.
 September 19 & October 17
NO AUGUST CLUB MEETING

Joyce will present an interactive Embroidery Club. Bring your machine embroidered projects to share with others. Each class will be a lecture/demo and will feature specific machine embroidery techniques. Refreshments available. Bring your favorite dish to share if you desire.

Joyce will be emailing all members on a regular basis to keep in touch with what's new and upcoming club topics, etc.

Mastery Designer Plus V5 Software

Same days as Software Club below—10:00am—12:00pm
 Plan on spending the day with Linda.

MONTHLY SOFTWARE CLUB


Tuesdays, August 18, September 15, October 20, 1:00 pm—4:00 pm

Instructor: Linda Smith

Fee: \$15.00


Bring your laptop with Bernina Designer Plus V5 Software. Linda will teach you a new software project each month to be stitched out at home.

- August:** Change Purse with Zipper
- September:** Lace Bookmark
- October:** Mended Heart



ATTENTION SOFTWARE OWNERS!!

If you own Bernina Embroidery Software V3 or V4 with a serial port dongle you will not be able to update directly to V6. Now is the most affordable time to update first to Version 5 so you can then go to Version 6. Otherwise, you will have to purchase a whole new V6 Software Package. V5 is now on sale at a great discount with special pricing for V6 update.



Oklahoma Embroidery Designs

We are an authorized dealer of OESD embroidery designs and accessories for your Bernina. See the catalog at the store or purchase online at www.embroideryonline.com (Access code 101-98-1109)

BIRTHDAY DISCOUNT



Happy Birthday to you! Receive a 20% discount on your entire regular priced purchase on your birthday with proof of birth date. (Excludes sewing machines and software)

Bernina Guide Classes

Please call ahead to register for your guide classes. Other dates available by appointment only. All software classes by appointment.

We hope you enjoy our new consolidated Mastery Guide Class days. Sign up for 1 or 2 per day. Your choice. Mastery 1 is prerequisite.

Instructor: Sue Stiggins
Mastery 2-7 may be taken in any order

MONDAY, August 17

Mastery 1 10 -12
General Information

Mastery 2 1-3
Practical Stitching

MONDAY, August 24

MONDAY, October 12
Mastery 3 10-12
More Practical Stitching

Mastery 4 1-3
Decorative Techniques

MONDAY, October 26 or
WEDNESDAY, September 9

Mastery 5 10-12
Stitch Regulator/Decorative Details

Mastery 6 1-3
Memory, Stitch Manipulations, Programming & editing

MONDAY, August 31
MONDAY, September 28
Mastery Artista Emb 1 10-12
Mastery Artista Emb 2 1-3

THURSDAY, September 17
Mastery 7 (200/730 only) 10-12
Directional Stitching

Mastery Make-up 1-3

MONDAY, October 5
Mastery 7 10-12
Mastery Makeup 1-3

SATURDAY, October 31
Mastery 7 (200/730 only) 10-12
Directional Stitching


MONDAY, September 14
THURSDAY, October 15
Mastery Artista Emb 3 10-12
Mastery Artista Emb 4 1-3

8 SERIES (830 & 820)
Mastery Classes by appointment.

MASTERY REFRESHER
No Class Fee with your Bernina Purchase from Queen Ann's Lace—All Others: \$50.00
THURSDAY, September 17 & October 1

10 -3
"Tote with a Twist"
Kit Fee required by all attendees.
Call to register and choose kit color.
Bring your machine (including accessories), various threads in the color palette you select and lunch.

Has it be awhile since you've taken a Mastery Class, or just away from sewing and want to get reacquainted with your machine and all its wonderful features again? Then this is the class for you! You'll complete a terrific tote while exploring some new accessory feet and refreshing you skills as the same time. This tote has a little bit of everything—from modified decorative stitches, quilting, monogramming, tucks, pipe to couching, embroidery and more. Come join the fun.



TECH TALK

Hi all!

Do you use your Walking Foot? It certainly does the job perfectly for piecing & quilting.

Have you ever had your Walking Foot serviced? Is it a bit slow or stiff? Bring it in for it's own little COA. I'll take it apart and give it a good cleaning & oiling. It does have moving parts! You will be surprised how smooth it will function after service. The fee is \$10.00 plus parts.

Happy Summer Sewing!
Judi K, the Tech



Quilt Classes



BLOCK OF THE MONTH 2009

Instructor: Debbie LaFrance

First Thursday @ 7 pm, OR

First Friday @ 10 am, OR

First Saturday @ 9:30 am

Fee to join: \$10.00 one time, bring your last month's finished, get next months free.

Join us for our newest Block of the Month As we will be making 12" finished blocks using Marti Michell template sets L & A resulting in a double/queen size quilt 94 1/2" square The Medallion Center is done on your own.

SEW IN—YOUR DAY TO SEW

Tuesday, August 25

Tuesday, September 8

Friday, October 9

10:00 am—4:00 pm

Bring Lunch.

The Classroom is open all day for you to come and spend time away from it all, work on your sewing projects and visit with quilting friends.

DIE-CUT BLOCK-A-WEEK

This new 8" Block a Week kit is available on Wednesday each week. It is perfectly die-cut ready for you to sew. Available in 2 color ways.

MEGA HOOP PRIMER

Instructor: Judi Korona

Thursday, October 22

1:00 pm—3:00 pm

Fee: \$15.00

Learn how easy it is to use your Mega Hoop to embroider large designs. Combine a Mega Hoop design that you can then use as the centerpiece in a table runner, tote bag or other projects. It's easy. Get your Mega Hoop out and put it to good use.

SIT N' SEW

Instructor: Debbie LaFrance

Fee: \$10.00 each night

Tuesdays from 6 pm—9 pm

Bring your machine

This is your "license to sew" time with no interruptions from outside sources. Our experts will give you as much or as little help as needed. We will be available to guide you through the challenges and encourage everyone as their projects near completion. You use the time as you need.

Fragrance/Cell Phones

Please do not wear any fragrances while taking a class as some customers may be highly allergic and please remember to turn your cell phones off during class. Thank you for your cooperation.

ABOUT CLASSES

Classes are not generally intended to complete the project **IN CLASS**. Time & cost would be prohibitive. Classes are intended to teach a technique/pattern that you complete on your own.

Great Teachers—Great Classes

Join Judi, Carol, Linda, Leslie, JoAnne, Joyce, Pat, Rena, Norma, Phyllis and Debbie for a season of great quilting and fun projects.

Class Policies

Full class fee is required to hold your space in class. Please pay in advance of the class day. Class registration can be done over the phone with a credit card. Fees are non-refundable unless it is cancelled by you or the store one week prior to class.

Please no children in class.

Classroom Machines Available

When taking classes at Queen Ann's Lace, with prior reservation, a Bernina Aurora machine will be set up for the class that you are taking. Someone will show you how to thread it and to fill a bobbin. It is preferable for you to bring your own machine that you are familiar with, but sometimes, for various reasons, this is not feasible, so we provide one for the entire class – not per session. Reservation required. You must supply your own thread, scissors, etc.

2009 RECESSION SCRAP QUILT CLASS SERIES (SQS)

As quilters we all look at our stash and say we will never live long enough to make a dent in it! Here is a great line I heard at Bernina University that we can relate to: Do stamp collectors lick their stamps??

As quilters, we can still make stunning quilts from our fabric stashes and scraps. So we have chosen some patterns that will give you a great opportunity to "lick" your fabric stash.

BULL'S EYE (SQS)

Instructor: Pat Zimmerman

Wednesday, October 7 or Saturday August 22 or Friday, October 30

10:00 am—1:00 pm

Fee: \$15.00

Bring your machine / Beginners with basic sewing experience

This raw-edged bull's eye block has been "around the block" a few times but is a favorite for scrap quilts. No curved seams. Cut the circles freehand (no stressing) and nothing to match except the corners of your squares. The more you wash it, the more comfy it gets.

Local Quilt Guild:

Patchers of Time Quilt Guild

Meets 2nd Monday of every month

Osceola Center for the Arts—6:30 pm

2411 E. Rile Bronson Hwy.

Workshops 3rd Sat of each month

St. Cloud Senior Center Annex

For more info call Debbie @ 407-346-6086

To have your guild information listed, contact us at 407-846-7998.

SPECIAL GROUP EVENT

Project Linus

Director: Susan Murphy, Chapter Coordinator

3rd Friday; 10:00am – 1:00pm

Join in anytime you can and help make blankets/quilts to give to children in need. Come with or without your machine and be prepared to work on getting these comfort blankets completed for distribution. The more given, the more are needed to give out. Your help will not be turned away.

STARS & RIBBONS QUILT (SQS)

Instructor: Carol Darrow

Wednesday, September 30 & October 14

1:00 pm—5:00 pm

Fee: \$35.00

Bring your machine / Intermediate

This is a Nancy Halvorsen pattern with optional multiple projects to coordinate with your quilt. If you have difficulty choosing fabrics, this is a no-brainer: LIGHTS & DARKS. How easy is that? The appliquéd border is optional and not included in this class. Make this as a gift for the special "star" in your life.

SCRAPPY STRIP QUILT (SQS)

Instructor: Carol Darrow

Friday, September 11 & 25

10:00 am—2:00 pm

Fee: \$35.00 (includes instructions)

Bring your machine / Beginners

Perfect Florida quilt, lightweight, no batting. Top and backing are sewn at the same time. Strips are all just randomly cut widths. Whack up that stash and bring it to class. Choose one fabric for back or use up variety of your fat quarters for the back.

Flamingo in Batiks

Instructor: Rena Harper

Wednesday, October 21

10:00 am—4:00 pm

This 18 x 22 wall hanging brings the charm of our Florida Flamingo to life in gorgeous batiks. Learn machine appliqué techniques to complete as desired.

40% Off—Last Saturday of Month

During the months of August, September & October, visit our shop on the last Saturday of the month and receive 40% off on any one regular priced item not over \$50.00 (excluding machines and software) In stock only.

Class Parking

3 hour limit on street

Large new public parking lot on E. Dakin just behind the new City Center building.

Parking lot on corner of Dakin and Church behind store.

Unloading available at our back door.

CAROLINA LILY

Instructor: Leslie Hickland

Saturday, October 3

10:00 am—4:00 pm

Fee: \$35.00

Bring your machine and lunch / Intermediate

This is a unique wall-hanging using “straight seam piecing with curved results”. Translation: You get the look of curves but don’t actually have to piece any! Leslie chose to make her sample in her favorite batiks but commercial prints would work just as well. While this project is not difficult, it is not designed for a beginner. Some quilting experience is suggested.

MIRANDA DAY BAG

Instructor: Phyllis Bebee

Thursday, August 27 & September 3

10:00 am—1:00 pm

Fee: \$30.00

Bring your machine / Intermediate, Basic sewing experience

Make a moderately sized, yet roomy tote bag. Perfect for a day on the go — loaded with 10 inside pocket. Choose short, long or fashion handles. Optional machine embroidery of your choice. Finished size 12”x 10”x 6”

BEAD MADNESS

Instructor: Judi Korona

Tuesday, September 22 or Friday, October 23

10:00 am—3:00 pm

Fee: \$25.00

Don’t you just love Bead Maddness going around? We will make a small sampler to use as a referral for bead embellishment.

EMBELLISHED QUARTER BAG

Instructor: Judi Korona

Thursday, October 29

10:00 am—3:00 pm

Fee: \$25.00

Beginners

Learn to embellish the simple way on a cute fat quarter bag. Use your collection of beads, charms and glitzy yarns and trims.

FREE MOTION SHAPES

Instructor: Judi Korona

Thursday, September 24 or October 8

10:00 am—3:00 pm

Fee: \$25.00

Beginners

Find out there is much more to free motion quilting than stippling. You will discover leaves, hearts, stars & more. Yes, you can do it!!

DECO JEANS

Instructor: Judi Korona

Saturday, August 15 or Monday, October 19

10:00 am—3:00 pm

Fee: \$25.00

Basic Embroidery Machine knowledge

Let’s get those jeans ready for back-to-school! You will decorate jeans with machine embroidery designs from your machine. Why pay \$100 a pair in stores when you can customize your own.

PILLOW CASE

Instructor: Pat Zimmerman

Friday, August 28 10:00 am—12:00 pm or 1:00 pm—3:00 pm

or Monday, September 21 10:00 am—12:00 pm

Fee: \$10.00 includes pattern

Beginners

Save \$\$ by making your very own pillow cases in fabrics of your choice. You’ll finish your professional looking case in class.

Also doubles as a “Gift Bag” for hard-to-wrap items.

START QUILTING WITH ALEX ANDERSON

Instructor: Carol Darrow

Fee: \$45.00 Plus FABRIC KIT \$45.00

Wednesday, August 19, 26, September 2 & 16

1 pm—4 pm

Bring your machine / Beginners

Begin quilting with this small rail fence project. Learn rotary cutting, fabric selection, 1/4” seams, borders, quilting and binding a finished 45” square quilt.

LET ME CALL YOU SWEETHEART PILLOW

Instructor: Carol Darrow

Fee: \$25.00

Saturday, October 24

1:00 pm—5:00 pm

Bring your embroidery/sewing machine / Intermediate

This elegant pillow from Michele Designs includes machine embroidered lace and floral design, ribbon, piping and ruffled flower embellishment. A special gift for anyone.

LIFE IN A FISH BOWL

Instructor: JoAnne Kani-Miller

Tuesday, October 6

10:00 am—4:00 pm

Fee: \$30.00

Beginners

This colorful & whimsical aquatic wall hanging/small quilt is adorable in Batiks. Any child would love to cuddle with it or use it to brighten a child’s room.



SPECIAL EVENTS



YARD SALE

Saturday, August 29
10:00 am—4:00 pm

This is a "Yard Sale" of Fabric in our classroom priced at \$3.00—\$4.00 per yard. Shop early for best picks.



ICE CREAM SOCIAL

Saturday, September 12
10:00 am—4:00 pm
Fee: \$15.00 Plus Kit

Remember the good old days when we had more time and less technology? Let's get together and step back in time to enjoy a day of quilting

and ice cream. What could be better? We'll have kits ready to make your own ice cream cone wall-hanging, cupcake table runner and placemats to enjoy. Plus all the fixins for your ice cream treats and cupcakes.

YUMMY DAY
CIDER MILL TREAT
Everything Apples
Refreshments

Saturday, October 10
10:00 am—4:00 pm
Fee: \$15.00 Plus Kit

Today we'll celebrate Fall with a variety of projects from the book Cider Mill Road: Placemats, table runners, table toppers, tea towels, apple pincushion and more. Kits will be available to make a Tea Towel Tote & Apple Pincushion.

TRICKS WITH FEET

Saturday, September 26
11 AM, 1 PM & 3 PM

Free Demonstrations throughout the day.
Learn new techniques with your Bernina Feet and accessories.



Kit Series of Classes

Choose from the following four Classes that are FREE with purchase of the class KIT:

INSTANT BARGELLO

Instructor: Norma Handley

KIT FEE

Tuesday, September 1 10 am—4 pm

Bring your machine & lunch. / Beginners

Bargello quilts may have looked difficult to you, but now you can transform a theme fabric into a beautiful instant Bargello quilt easy enough for a beginner.

IT'S FAST, IT'S EASY CHRISTMAS RUNNER

Instructor: Norma Handley

KIT FEE

Thursday, September 10 1 pm—3:30 pm

Bring your machine / Beginner level

17" x 44" Table runner makes a quick gift for yourself or others. Optional Placemats and Hot Mat included in the pattern.

BEADED BROACH

Instructor: Judi Korona

KIT FEE

Tuesday, September 18 1 pm—5pm

How's this for a great deal? Buy the kit for a beautiful Beaded Pin & get the class FREE. Learn to hand bead around a lovely cloth covered cabochon and create an heirloom for yourself or as a gift.

5 & DIME QUILT

Instructor: Pat Zimmerman

KIT FEE

Wednesday, September 23 10 am—3 pm

Cut out this Lap Size Fat Quarter Quilt in about TEN MINUTES. NO SEAMS TO MATCH. Great BEGINNERS' class or experienced quilters in a hurry for a finished quilt.

August 2009

Sun	Mon	Tue	Wed	Thu	Fri	Sat
						1 Sampler BOM 9:30 am
2	3	4	5	6 Sampler BOM 7 PM	7 Sampler BOM 10 AM	8
9	10	11	12	13	14	15 Deco Jeans 10 AM—3 PM
16	17 Mastery 1 10am—12pm Mastery 2 1pm—3pm	18 Mastery Soft- ware 10 AM—1 PM Software Club 1 PM—4 PM	19 Start Quilting I 1 PM—4 PM	20	21 LINUS 10 AM—1 PM	22 Bull's Eye 10 AM—1 PM
23	24 Mastery 3 10am—12pm Mastery 4 1pm-3pm	25 SEW IN 10 AM—4 pm	26 Start Quilting 2, 1 PM—4 PM	27 Miranda Bag I 10 AM-1 PM	28 Pillowcase 10 AM—12 PM or 1 PM—3 pm	29 Yard Sale Fabric— \$3-\$4 yard In Class Room 10 AM—4 PM
30	31 Mastery Artista Emb 1 10 AM-12 PM Mastery Artista Emb 2 1 PM—3 PM					

September 2009

Sun	Mon	Tue	Wed	Thu	Fri	Sat
		<p>1 Instant Bargello 10 AM—4 PM</p> <p>Sit n Sew 6 PM—9 PM</p>	<p>2 Start Quilting 3 1 PM—4 PM</p>	<p>3 Miranda Bag 2 10 AM—1 pm Sampler BOM 7 PM</p> <p>Sampler BOM 7 PM</p>	<p>4 Sampler BOM 10 AM</p>	<p>5 Sampler BOM 9:30 am</p>
6	7	<p>8 Sit n Sew 6 PM—9 PM</p> <p>SEW IN 10 AM—4 PM</p>	<p>9 Mastery 5 10 AM—12:00 pm</p> <p>Mastery 6 1 PM—3 PM</p>	<p>10 It's Easy, It's Quick Tablerunner for Christmas 1 PM—3:30 PM</p>	<p>11 Scrap Strip Quilt 1 10 AM—1 PM</p>	<p>12 Ice Cream So- cial Quilt Party 10 AM—4 PM</p>
13	<p>14 Mastery Ar- tista Emb 3 10 AM-12 PM</p> <p>Mastery Artista Emb 4 1 PM—3 PM</p>	<p>15 Mastery Software 10 AM—1 PM</p> <p>Software Club 1 PM—4 PM</p> <p>Sit n Sew 6 PM—9PM</p>	<p>16 Start Quilting 4 1 PM—4 PM</p>	<p>17 Tote with a Twist 10 AM -3 PM</p>	<p>18 LINUS 10 AM-1 PM</p> <p>Beaded Broach 1 PM—5PM</p>	<p>19 Embroidery Club 10 AM—12 PM</p>
20	<p>21 Pillocase 10 AM—12 PM</p>	<p>22 Bead Madness 10 AM—3 PM</p> <p>Sit n Sew 6 PM—9 PM</p>	<p>23 5 & Dime 10 AM—3 PM</p>	<p>24 Free Motion Shapes 10 AM—3 PM</p>	<p>25 Scrap Strip Quilt 2 10 AM—3 PM</p>	<p>26 Tricks with Feet 11 AM 1 PM 3 PM</p>
27	<p>28 Mastery Artista Emb 1 10 AM- 12 PM</p> <p>Mastery Artista Emb 2 1 PM—3 PM</p>	<p>29 Parlor Charm 10 AM—4 PM</p> <p>Sit n Sew 6 PM—9 PM</p>	<p>30 Stars & Rib- bons 1 1 PM—5 P<</p>			

October 2009

Sun	Mon	Tue	Wed	Thu	Fri	Sat
				1 Toe with a Twist 10 AM-3 PM Sampler BOM 7 PM	2 Sampler BOM 10 AM	3 Sampler BOM 9:30 am Carolina Lilly Wreath 10 AM—4 PM
4	5 Mastery 7 10AM-12 PM Mastery Makeup 1 PM—3 PM	6 Life in a Fish 0 Bowl 10AM—4PM Sit n Sew 6 PM—9 PM	7 Bull's Eye 10 AM-1 PM	8 Free Motion Shapes 10 AM-3 PM	9 SEW IN 10 AM-4 PM	10 Cider Mill Treat 10 AM-4 PM
11	12 Mastery 3 10am—12pm Mastery 4 1 PM—3 PM	13 Sit n Sew 6 PM—9 PM	14 Stars & Ribbons 2 1 PM—5 pm	15 Mastery Artista Emb 3 10AM-12PM Mastery Artista Emb 4 1 PM—3 PM	16 LINUS 10 AM—1 pm	17 Embroidery Club 10AM-12PM SUPER SATURDAY BERNINA SALE
18	19 Deco Jeans 10 AM—3 PM	20 Mastery Software 10 AM-1 PM Software Club 1 PM—4 PM Sit n Sew	21 Flamingo in Batiks 10 AM—4 PM	22 Mega Hoop Primer 1 PM—3 pm	23 Bead Madness 10 AM—3 PM	24 Let Me Call you Sweetheart 1 PM—5 pm
25	26 Mastery 5 10am—12pm Mastery 6 1 PM—3 PM	27 Latte Quilt 1 11 AM-4 PM Sit n Sew 6 PM—9 PM	28 SEW IN 10 AM-4 PM	29 Embellished Quarter Bag 10 AM-3 PM	30 Bull's eye 10 AM—1 PM	31 Mastery 7 10 AM—12 PM